




Texas Education Agency
2021 Federal Report Card
MOORE M H EL (220905146) - FORT WORTH ISD - TARRANT COUNTY



Texas Education Agency
 2021 Federal Report Card
 MOORE M H EL (220905146) - FORT WORTH ISD - TARRANT COUNTY

		State	District	Campus	African American	Hispanic	White	American Indian	Asian	Pacific Islander	Two or More Races	Econ Disadv	Non Econ Disadv	CWD	CWOD	EL	Male	Female	Migrant	Homeless	Foster Care	Military	
Reading	Female	40%	27%	20%	*	18%	-	-	*	-	-	21%	*	*	21%	21%				*	-	-	
Mathematics	All Students	30%	17%	4%	*	4%	-	-	*	-	*	4%	*	14%	3%					*	-	*	
	CWD	21%	21%	14%	-	14%	-	-	-	-	-	14%	-	14%								-	-
	CWOD	31%	16%	3%	*	3%	-	-	*	-	-	3%	*	-			3%	3%				-	*
	EL	20%	14%	5%	-	5%	-	-	*	-	-	6%	*	-			5%	5%				-	-
	Male	33%	19%	6%	*	6%	-	-	-	-	-	6%	*	17%			5%	6%	-			-	-
	Female	27%	15%	3%	*	3%	-	-	*	-	-	6%	*	-			5%	-	3%			-	-
Grade 4																							
Reading	All Students	36%	24%	20%	-	19%	-	-	*	-	-	6%	55%									-	-
	CWD	20%	20%	29%	-	20%	-	-	-	-	-	6%	55%									-	-
	CWOD	38%	25%	19%	-	19%	-	-	-	-	-	6%	50%				10%	10%				-	-
	EL	22%	20%	22%	-	22%	-	-	-	-	-	6%	40%				22%	22%				-	-
	Male	34%	22%	16%	*	16%	-	-	*	-	-	6%	71%				22%	16%				-	-
	Female	28%	20%	24%	-	24%	-	-	-	-	-	6%	71%				22%	16%				-	-
Mathematics	All Students	21%	11%	21%	-	19%	-	-	*	-	-	6%	55%				19%	19%				-	-
	CWD	29%	29%	29%	-	29%	-	-	*	-	-	6%	50%				19%	19%				-	-
	CWOD	21%	21%	21%	-	21%	-	-	*	-	-	6%	50%				19%	19%				-	-
	EL	16%	16%	16%	-	16%	-	-	-	-	-	6%	40%				22%	22%				-	-
	Male	19%	19%	19%	-	19%	-	-	*	-	-	6%	50%				22%	22%				-	-
	Female	24%	24%	24%	-	24%	-	-	-	-	-	6%	71%				22%	22%				-	-
Grade 5																							
Reading	All Students	35%	35%	29%	-	30%	-	-	-	-	-	6%	55%									-	-
	CWD	24%	24%	24%	-	24%	-	-	-	-	-	6%	55%	17%								-	-
	CWOD	36%	36%	36%	-	36%	-	-	-	-	-	6%	50%	*			16%	37%				-	-
	EL	30%	30%	30%	-	30%	-	-	-	-	-	6%	50%	*	0%		10%	23%				-	-
	Male	31%	31%	31%	-	31%	-	-	-	-	-	6%	50%	*	13%		13%	33%				-	-
	Female	39%	39%	39%	-	39%	-	-	-	-	-	6%	50%	*	*		13%	33%				-	-
Mathematics	All Students	27%	27%	27%	*	29%	-	-	-	-	-	6%	0%	8%								-	-
	CWD	25%	25%	25%	*	1%	*	-	-	-	-	6%	0%	8%								-	-
	CWOD	27%	27%	3%	-	3%	-	-	-	-	-	6%	0%	8%			17%	26%	27%			-	-
	EL	23%	23%	23%	-	23%	-	-	-	-	-	6%	0%	8%			0%	26%	23%	12%			-
	Male	27%	27%	26%	-	26%	-	-	-	-	-	6%	0%	8%			13%	29%	12%	26%			-
	Female	26%	26%	30%	-	30%	-	-	-	-	-	6%	0%	8%			*	33%	33%				-
Science	All Students	15%	15%	8%	-	8%	-	-	-	-	-	6%	0%	8%	8%	9%						-	-
	CWD	21%	21%	8%	-	8%	-	-	-	-	-	6%	0%	8%	-	0%						-	-
	CWOD	14%	14%	3%	-	3%	-	-	-	-	-	6%	0%	8%		8%						-	-
	EL	10%	10%	9%	-	9%	-	-	-	-	-	6%	0%	8%			8%					-	-
	Male	18%	18%	9%	-	9%	-	-	-	-	-	6%	10%			8%	9%					-	-

34%





Texas Education Agency
2021 Federal Report Card
MOORE M H EL (220905146) - FORT WORTH ISD - TARRANT COUNTY

		State	District	Campus	African American	Hispanic	White	American Indian	Asian	Pacific Islander	Two or More Races	Econ Disadv	Non Econ Disadv	CWD	CWOD	EL	Male	Female	Migrant	Homeless	Foster Care	Military
Science	All Students	19%	7%	3%	*	4%	*	-	-	-	-	4%	0%	0%	4%	6%	2%	5%	-	-	-	-
	CWD	8%	6%	0%	*	0%	*	-	-	-	-	0%	*	0%	-	0%	0%	*	-	-	-	-
	CWOD	20%	7%	4%	-	4%	-	-	-	-	-	4%	*	-	4%	6%	3%	5%	-	-	-	-
	EL	4%	3%	6%	-	6%	-	-	-	-	-	6%	*	0%	6%	6%	4%	7%	-	-	-	-
	Male	20%	7%	2%	*	2%	-	-	-	-	-	2%	*	0%	3%	4%	2%	-	-	-	-	-
	Female	18%	7%	5%	-	5%	*	-	-	-	-	5%	*	*	5%	7%	-	5%	-	-	-	-

- Indicates there are no students in the group.

* Indicates results are masked due to small numbers to protect student confidentiality.

Part (iii): Academic Growth and Graduation Rate

Part (iii)(I): Academic Growth

This section provides information on students' academic growth for mathematics and reading/ELA for public elementary schools and secondary schools which don't have a graduation rate, for the 2020-21 school year. These results include all students tested, regardless of whether they were in the accountability subset. (CWD: children with disability; CWOD: children without disability; EL: English learner)

USDE waived reporting requirements in Section 1111(h)(1)(C)(iii)(I) (other academic indicator results for schools that are not high schools) for the 2020-21 school year.

Part (iii)(II): Graduation Rate

This section provides information on high school graduation rates for the class of 2020.

There is no data for this campus.

Part (iv): English Language Proficiency

This section provides information on the number and percentage of English learners achieving English language proficiency based on the 2021 Texas English Language Proficiency Assessment System (TELPAS) data. (EL: English learner)

Total EL in Class	Proficiency of EL	Rate of Proficiency
238	28	12%

- Indicates there are no students in the group.

* Indicates results are masked due to small numbers to protect student confidentiality.

€ Indicates data reporting does not meet for Minimum Size.

Texas Education Agency
2021 Federal Report Card
MOORE M H EL (220905146) - FORT WORTH ISD - TARRANT COUNTY

Part (v): School Quality or Student Success (SQSS)



Texas Education Agency
2021 Federal Report Card
MOORE M H EL (220905146) - FORT WORTH ISD - TARRANT COUNTY

		Campus	African American	Hispanic	White	American Indian	Asian	Pacific Islander	Two or More Races	Econ Disadv	Non Econ Disadv	CWD	CWOD	EL	Male	Female	Migrant
Mathematics	All Students	1%	*	1%	*	-	*	-	*	1%	0%	0%	1%	1%	1%	2%	-
	CWD	0%	*	0%	*	-	-	-	-	0%	*	0%	-	0%	0%	0%	-
	CWOD	1%	*	1%	*	-	*	-	*	2%	0%	-	1%	1%	1%	2%	-
	EL	1%	-	1%	-	-	*	-	-	1%	0%	0%	1%	1%	1%	0%	-
	Male	1%	*	1%	*	-	*	-	*	1%	0%	0%	1%	1%	1%	-	-
	Female	2%	*	2%	*	-	*	-	-	2%	0%	0%	2%	0%	-	2%	-
Science	All Students	2%	*	2%	*	-	-	-	-	2%	0%	0%	3%	2%	2%	2%	-
	CWD	0%	*	0%	*	-	-	-	-	0%	*	0%	-	0%	0%	*	-
	CWOD	3%	-	3%	-	-	-	-	-	3%	*	-	3%	2%	3%	2%	-
	EL	2%	-	2%	-	-	-	-	-	2%	*	0%	2%	2%	4%	0%	-
	Male	2%	*	2%	-	-	-	-	-	2%	*	0%	3%	4%	2%	-	-
	Female	2%	-	2%	*	-	-	-	-	2%	*	*	2%	0%	-	2%	-

Texas Education Agency
2021 Federal Report Card
MOORE M H EL (220905146) - FORT WORTH ISD - TARRANT COUNTY

	Total students	African American	Hispanic	White	Indian or Alaska Native	Asian	Pacific Islander	Two or More Races	EL	Students with
--	----------------	------------------	----------	-------	-------------------------	-------	------------------	-------------------	----	---------------

--	--	--	--	--	--	--	--	--	--	--

--	--	--	--	--	--	--	--	--	--	--

--	--	--	--	--	--	--	--	--	--	--

--	--	--	--	--	--	--	--	--	--	--

--	--	--	--	--	--	--	--	--	--	--

--	--	--	--	--	--	--	--	--	--	--

--	--	--	--	--	--	--	--	--	--	--

Texas Education Agency
2021 Federal Report Card
MOORE M H EL (220905146) - FORT WORTH ISD - TARRANT COUNTY

High Poverty School		
	All School	
	Number	Percent
Inexperienced Teachers, Principals, and Other School Leaders	2.0	5.9%
Teachers Teaching with Emergency or Provisional Credentials	0.0	-
Teacher Who Are Not Teaching in the Subject or Field for Which the Teacher is Certified or Licensed	1.5	4.7%

- Indicates there are no data available in the group.
Blank cell indicates there are no data available in the group.

Part (x): Per-pupil Expenditure

This section provides information on the per-pupil expenditures of federal, state, and local funds, including actual personnel expenditures and actual non-personnel expenditures, disaggregated by source of funds, for each school district and campus for the 2020-21 fiscal year.

To be updated by June 30th, 2022.

Part (xi): STAAR Alternate 2 Participation

This section provides information on the number and percentage of students with the most significant cognitive disabilities who take STAAR Alternate 2, by grade and subject for the 2020-21 school year.

	State Number of ALT2	State Rate of ALT2	District Number of ALT2	District Rate of ALT2	Campus Number of ALT2	Campus Rate of ALT2
Grade 3						
Reading	4,966	1%	94	2%	*	1%
Mathematics	4,961	1%	94	2%	*	1%
Grade 4						
Reading	5,046	1%	98	2%	*	1%
Mathematics	5,040	1%	97	2%	*	1%
Grade 5						
Reading	5,133	1%	121	2%	*	1%
Mathematics	5,138	1%	121	2%	*	1%
Science	5,130	1%	121	2%	*	1%
Grade 6						

	State Number of ALT2	State Rate of ALT2	District Number of ALT2	District Rate of ALT2	Campus Number of ALT2	Campus Rate of ALT2
Mathematics						



